

How to Access Your Course Curriculum


Step 1: Go to <https://academy.autoupkeep.com/schools/>.

Step 2: Click on your School.

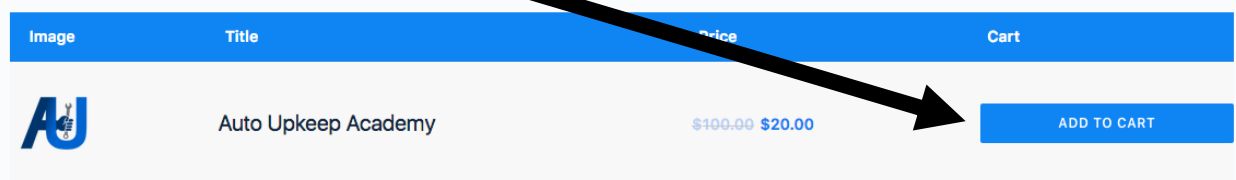


Step 3: Copy your Registration Code from the webpage.
(For example, "Hartnell-AAT100-Spring2022".)

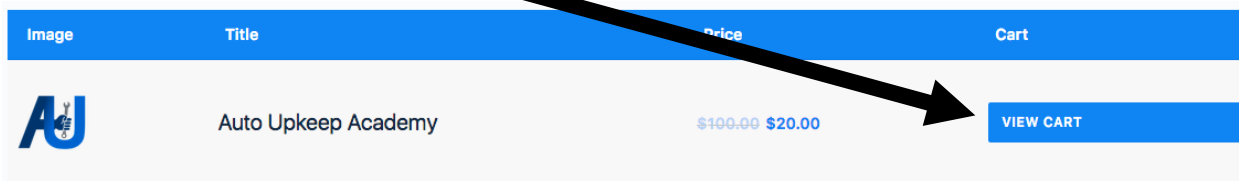
NOTE: "Hartnell-AAT100-Spring2022" is for Hartnell College. If you don't know your School's Registration Code, ask your instructor.



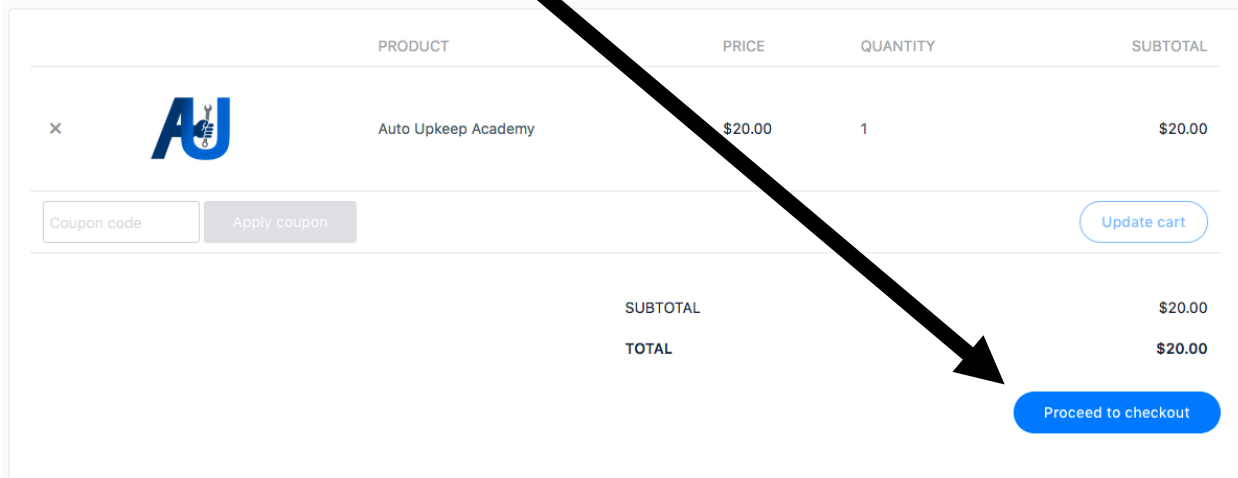
Step 4: Click "ADD TO CART".




Step 5: Click "VIEW CART".



Step 6: Click “Proceed to checkout”.



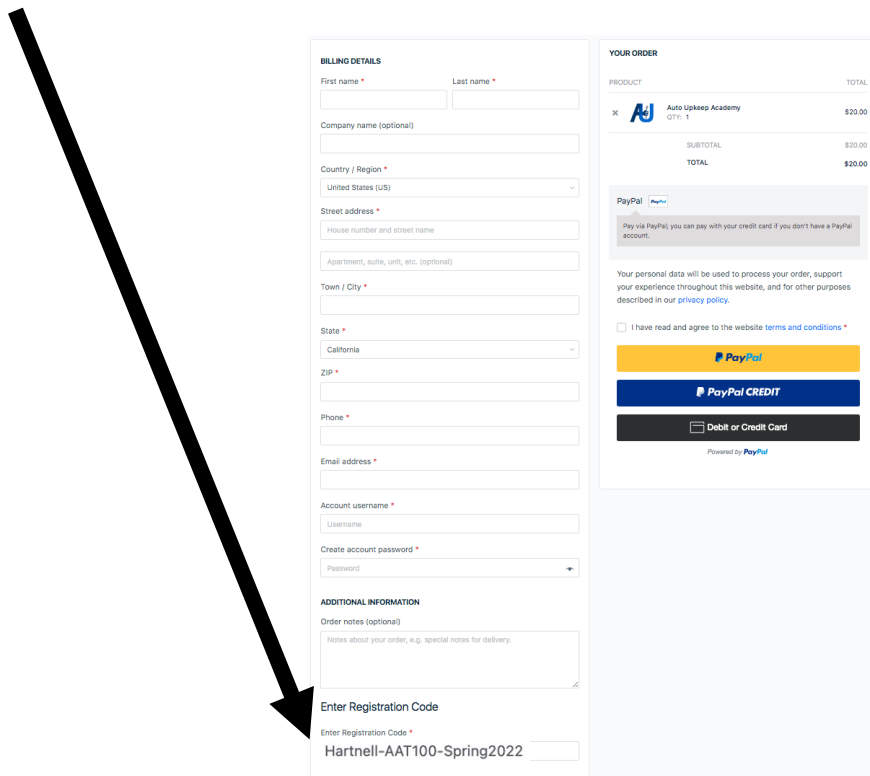
The screenshot shows a shopping cart interface. At the top, there is a table with columns: PRODUCT, PRICE, QUANTITY, and SUBTOTAL. The table contains one item: 'Auto Upkeep Academy' with a price of \$20.00 and a quantity of 1, resulting in a subtotal of \$20.00. Below the table, there is a 'Coupon code' input field and an 'Apply coupon' button. To the right, there is an 'Update cart' button. At the bottom right, there is a blue button labeled 'Proceed to checkout'. A large black arrow points from the text 'Step 6: Click “Proceed to checkout”.' to this button.

PRODUCT	PRICE	QUANTITY	SUBTOTAL
 Auto Upkeep Academy	\$20.00	1	\$20.00

Coupon code

SUBTOTAL \$20.00
TOTAL \$20.00

Step 7: Complete the form and enter/paste your Registration Code at the bottom of the checkout page.



The screenshot shows a checkout form with two main sections: 'BILLING DETAILS' and 'YOUR ORDER'. The 'BILLING DETAILS' section includes fields for First name, Last name, Company name (optional), Country / Region (United States (US)), Street address (House number and street name, Apartment, suite, unit, etc. (optional)), Town / City, State (California), ZIP, Phone, Email address, Account username, and Create account password. The 'YOUR ORDER' section shows a summary of the order: 'Auto Upkeep Academy' with a quantity of 1, a subtotal of \$20.00, and a total of \$20.00. Below the order summary, there is a 'PayPal' logo and a button labeled 'PayPal CREDIT'. A large black arrow points from the text 'Step 7: Complete the form and enter/paste your Registration Code at the bottom of the checkout page.' to the 'Enter Registration Code' field at the bottom of the form.

BILLING DETAILS

First name * Last name *

Company name (optional)

Country / Region *

Street address *

Town / City *

State *

ZIP *

Phone *

Email address *

Account username *


Create account password *

ADDITIONAL INFORMATION

Order notes (optional)


Enter Registration Code

YOUR ORDER

PRODUCT	TOTAL
 Auto Upkeep Academy QTY: 1	\$20.00
SUBTOTAL	\$20.00
TOTAL	\$20.00

I have read and agree to the website [terms and conditions](#) *


Debit or Credit Card

Powered by 

Step 8: Complete checkout.

Step 9: Click “Start Academy Courses”.

Order details

PRODUCT	QTY	TOTAL
 Auto Upkeep Academy Courses: <ul style="list-style-type: none">• Common Problems and Roadside Emergencies Course• Automotive Accessories Course• Alternative Fuels and Designs Course• Exhaust and Emission System Course• Drivetrain Course• Braking System Course• Suspension, Steering, and Tires Course• Ignition System Course• Cooling System and Climate Control Course• Fuel System Course• Lubrication System Course• Electrical System Course• Fluid Level Check Course• Auto Care and Cleaning Course• How Cars Work Course• Tools and Equipment Course• Safety Around the Automobile Course• Repair Facilities Course• Automotive Expenses Course• Buying an Automobile Course	1	\$20.00

SKU: N/A

[Start Academy Courses](#)

SUBTOTAL:	\$20.00
PAYMENT METHOD:	PayPal
TOTAL:	\$20.00

Step 10: Click on your “Username → Groups → My Groups”.

53Willys


53Willys
@53Willys

- Profile
- Account
- Notifications
- Groups
- Courses
- Forums

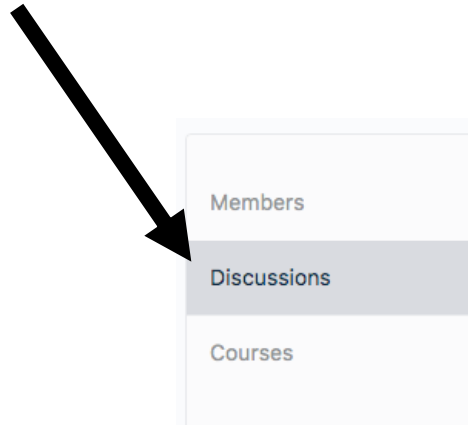
[My Groups](#)

No Pending Invites

Step 11: Click on your Group.

 AAT-100
Spring 2022
Escoto

Step 12: Click on “Discussions” to see if your instructor has posted any directions on how to proceed.



Please Note: Some instructors use the school’s Learning Management System (LMS), such as Canvas, Blackboard, Schoology, or Google Classroom to post instructions/discussions. Before beginning the curriculum, follow the directions from your instructor.

Step 13: Watch the video on the Help page to Learn How the Academy Works.
<https://academy.autoupkeep.com/help/>

