

1

Visit Academy

academy.autoupkeep.com

To log in you must have one of the following given to you by your instructor:

Username
OR
Email Address

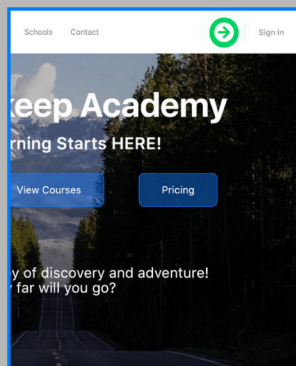
Let the **green arrows** guide you.



2

Click "Sign In"

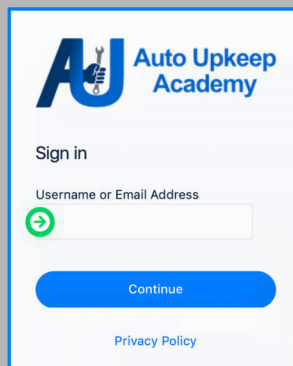
Look for the "Sign In" link in the top right corner of the Auto Upkeep Academy home page.



3

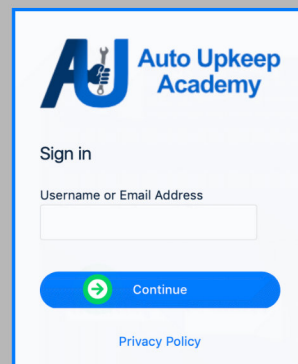
Enter "Username or Email"

Enter the Username or Email Address associated with your account.



4

Click "Continue"



Choose STEP 5

Option A – Passwordless

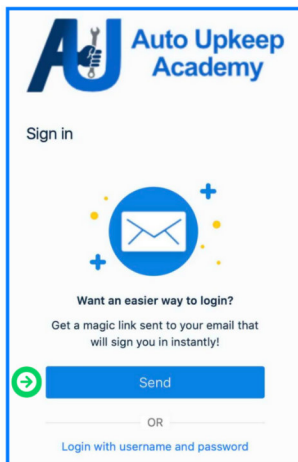
OR

Option B – Password

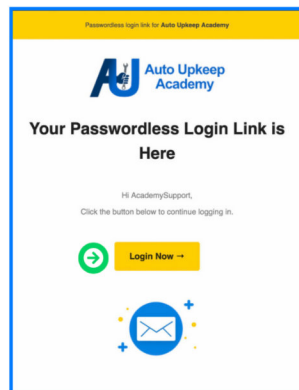
5 - Option A

Passwordless Login Link

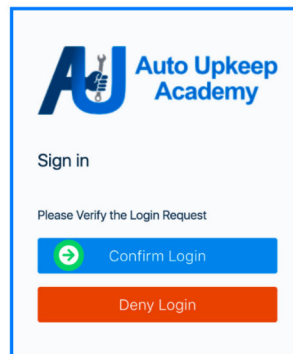
If you have access to your school email click "Send" for a Passwordless Login Link to be sent to your email.



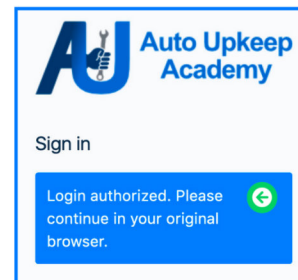
Open the email from info@autoupkeep.com and click "Login Now" button. You may need to check your spam folder.



If your email opened a different browser, you will need to click the "Confirm Login" button and return to your original browser.



You should now be logged in. Return to your original browser.

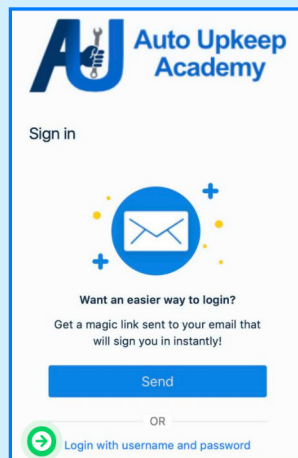


DO NOT CONTINUE TO OPTION B Below.

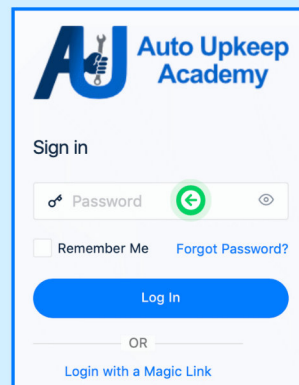
5 - Option B

Password Login

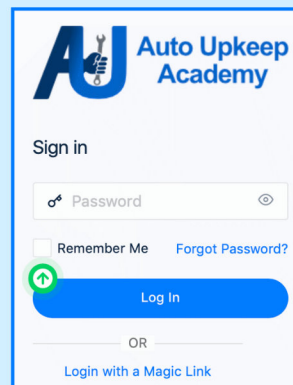
Click "Login with username and password".



Enter your Password.



Check Remember Me Box (ONLY if you are on your own personal computer.)



Click "Log In". You should now be logged in.

